



CPS No.
7890

Date stamp

Application for a clearing permit (purpose permit)

Environmental Protection Act 1986 s 51E

FORM C2

Clearing of native vegetation is prohibited in Western Australia except where a clearing permit has been granted or an exemption applies. A person who causes or allows unauthorised clearing commits an offence.

Part 1 Assessment under the EPBC bilateral agreement

The native vegetation clearing processes under Part V of the *Environmental Protection Act 1986* (EP Act) have been accredited by the Commonwealth of Australia under the *Environment Protection and Biodiversity Conservation Act 1999* (EPBC Act) and can be assessed under an assessment bilateral agreement.

To be assessed under the assessment bilateral agreement, the proposed clearing action must be referred to the Commonwealth under the EPBC Act prior to submitting this application form and Annex C7 must also be completed.

For further information see Annex C7 and *A guide to native vegetation clearing processes under the assessment bilateral agreement* available at www.dwer.wa.gov.au.

Do you want your proposed clearing action assessed in accordance with, or under, an EPBC Act Accredited Process such as the assessment bilateral agreement?
 Yes No Proceed to Part 2

Has the proposed clearing action been referred to the Commonwealth of Australia under the EPBC Act?
 Yes EPBC Number
 No It cannot be assessed under an Accredited Process until it has been referred to the Commonwealth. Proceed to Part 2.

Has a decision been made under the EPBC Act as to whether or not the proposed clearing action is a controlled action?
 Yes No Proceed to Part 2

Is the proposed clearing action a controlled action under the EPBC Act?
 No It cannot be assessed under an Accredited Process, proceed to Part 2
 Yes Complete and attach the requirements of Annex C7 to this completed form

List the controlling provisions identified in the notification of the controlled action decision

Annex C7 is complete and the required supporting information is attached

Part 2 Land details

The location of the land where clearing is proposed must be accurately described.

FILE REFERENCE

Land description: volume and folio number, lot or location number(s), Crown lease or reserve number, pastoral lease number or mining tenement number of all properties.

Howick Road Reserve (between Muntz Road and Henkes rd).
Henkes Road Reserve (between Howick Road and Fisheries road)

Local government area

Shire of Esperance

Part 3 Proposal

An aerial photograph or map with a north arrow must be attached, clearly marking the area proposed to be cleared or if you have the facilities, a digital map on CDROM of the area to clear as an ESRI shapefile with the following properties:

- Geometry type: polygon shape
- Coordinate system: GDA 1994 (Geographic latitude/longitude)
- Datum: GDA 1994 (Geocentric Datum of Australia 1994).

Total area of clearing proposed (hectares)

3.84 ha

Proposed method of clearing or final land use

Bulldozer and Excavator

Period within which clearing is proposed to be undertaken, e.g. May 2018– June 2023

July 2017-June 2018

Purpose of clearing

Road widening

Has this clearing application or any related matter been referred to the Environmental Protection Authority (EPA) Yes No

Part 4 Applicant

To apply for a permit you must either be:

- the landowner
- or*
- have the authority of the landowner to access the land and undertake the clearing.

Are you applying as an individual, a company or an incorporated body? Enter details for one only (please print).

An individual— applicant's given names, family name and title (Mr, Mrs, Ms, etc.)
or
A body corporate or other entity formed at law

Shire of Esperance

Ownership of land

A landowner can be:

- a person who holds the certificate of title
- a person who is the lessee of Crown land
- or*
- a public authority that is responsible for care of the land.

Form of ownership:

- Certificate of title (please attach a copy of the certificate and all associated encumbrances with the application, available from the Western Australian Land Information Authority – Landgate)
- Pastoral lease (please attach a copy of the lease and all associated encumbrances with the application)
- Mining lease
- Public authority that has care, control or management of the land
- Other form of lease, land tenure or specific arrangement. Please state:

Authority to access land


Please specify the applicant's authority to access land to be cleared. For example, a letter from Department of Planning, a statutory power or letter of authority from the landowner.

Note: the letter of authority must explicitly state the applicant has authority to clear on the said land.

State nature of authority to access land (please attach copy of authority)

Proposed permit holder details

*If applying as a company or incorporated body, please also supply the registered business office address.




Contact details

Contact details are the same as above or:

Person with whom the Department of Water and Environmental Regulation or Department of Mines, Industry Regulation and Safety should liaise concerning the clearing application.

*If applying as a company or incorporated body, please also supply the registered business office address.



Part 5 Declaration and signature

For your application to be accepted, it must be signed either on behalf of the company or as an individual.

By signing this form you are declaring that the statements on this form are true and correct.


The department in accepting this form accepts you are a person duly authorised to sign for and on behalf of the body corporate in applying for and in holding a permit.

Knowingly providing false or misleading information is an offence under section 112 of the *Environmental Protection Act 1986* and may incur a penalty of up to \$50,000.

Please indicate if you are signing as an individual or a company:

- An individual.** If an individual landowner is applying, **all landowners** must sign this form.
- A company.** A person duly authorised to sign for and on behalf of the body corporate must sign this form. A company must be a legal entity and provide an Australian Company Number (ACN). Please note Australian Business Number (ABN) is not sufficient.

Other entity formed at law. Provide details:



Date

Common seal (if used)

Part 6 Prescribed fee

Make cheques or money orders payable to:

Department of Water and Environmental Regulation
(for all clearing purposes other than mining and petroleum activities)

or
Department of Mines, Industry Regulation and Safety
(for mining and petroleum clearing activities under the Mining Act, various Petroleum Acts or State Agreement Acts).

To make payment with a credit card, please complete Form C3 and attach to this form.

Do not send cash in the mail.

A \$200 fee is required for all purpose permit applications.

OFFICE USE ONLY

Payment method (tick applicable box):

- Cheque
- Money order
- Credit card (please complete Form C3 and attach)

Part 7 Application checklist and documentation summary

Additional information to assist in the assessment of your proposal may be attached to this application—e.g. reports on salinity, fauna or flora studies or other environmental reports conducted for the site could be included in electronic format and submitted on CDROM.

Please ensure you have included the following as part of your application:

REQUIRED

- A completed application form that is signed and dated by all landowners, or the applicant acting on behalf of or likely to become the landowner.
- Payment.
- An aerial photograph or map with a north arrow clearly identifying the areas of vegetation proposed to be cleared or ESRI shapefile. An ERSI shapefile must be provided if the application requires an assessment under an EPBC Act Accredited process.
- Written authority from the landowner to access the land and undertake the clearing.
- I have read and understood the 'Confidential or commercially sensitive information' section at the bottom of this form.

REQUIRED IF APPLICABLE

- Copy of the certificate of title or pastoral lease.
- Form C3 if fee is to be paid by credit card.
- Annex C7 if the clearing applied for is also to be assessed under an EPBC Act Accredited Process.

Please provide a summary of all attached documentation.

Shapefiles attached (Howick Muntz to Fisheries).

Part 8 Lodgement

Send by email or post original applications for all clearing purposes (other than mining and petroleum activities) to:

Department of Water and Environmental Regulation
Locked Bag 33, CLOISTERS SQUARE
PERTH WA 6850
Email: info-der@dwer.wa.gov.au

Telephone: 6364 7000

For more information: www.dwer.wa.gov.au

Send original applications related to mining and petroleum clearing activities (under delegation) to:

Department of Mines, Industry Regulation and Safety
Environment Division
Mineral House
100 Plain St
EAST PERTH WA 6004

Telephone: 9222 3333

For more information: www.dmp.wa.gov.au

Please retain a copy of this form for your records.

Incomplete applications will be declined in accordance with section 51E (3) of the *Environmental Protection Act 1986*.

CONFIDENTIAL OR COMMERCIALY SENSITIVE INFORMATION

Information submitted as part of this application may be made publicly available. If you wish to submit information that you believe to be commercially sensitive or otherwise confidential, then you should submit that information in an appendix to this application, with a written statement of reasons why you request that each item of information be kept confidential. The department will take reasonable steps to protect confidential or commercially sensitive information. Please note in particular that all submitted information may be the subject of an application for release under the *Freedom of Information Act 1992*. If you have any enquiries regarding the provision of relevant information as part of this application contact either the Department of Water and Environmental Regulation or the Department of Mines, Industry Regulation and Safety.

If there is insufficient space on any part of this form, please continue on a separate sheet of paper and attach to this form.