

Lot 500, Great Eastern Highway



Image 1. Sparse grasslands in the foreground with open eucalypt woodlands behind





Image 2. Sparse, low shrubs




Image 3. Open grasslands






Image 4. There are tracks along the perimeter of the lot, with adjoining vegetation in good condition.

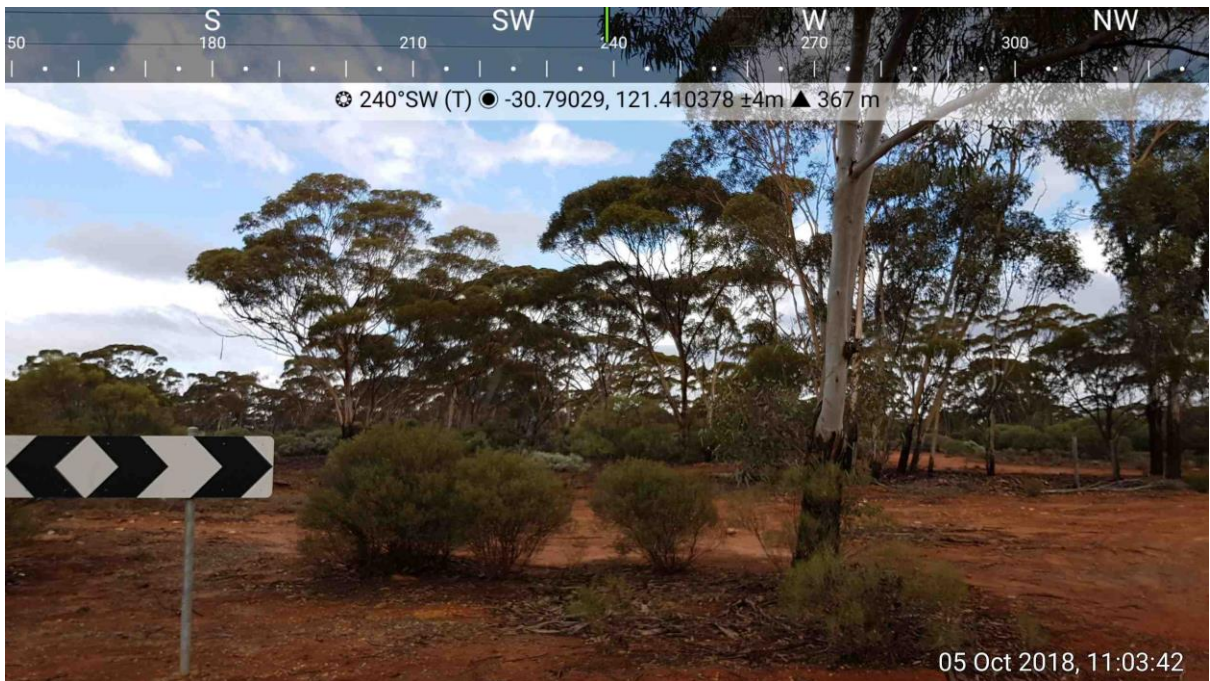


Image 5. Open woodlands





Image 6. Open to dense woodlands




Image 7. There are very few existing weeds at the site






Image 8. Naturemap indicates that eucalypt species previously found in the area include *E.comitae-vallis*, *E.lesouefii* and *E.longicornis*.



Image 9. Sparse, low saltbush






Image 10. Sparse, low saltbush




Image 11. Railway to the north of the site