



Tuart




Tree Details and Location



Likelihood of Occupation



Consequences



Likelihood of Failure

| | | | |
|----------|---|--|---|
| VITALITY | V | crown density woundwood response growth | G |
| ANATOMY | A | wood properties architecture H/D ratio | G |
| LOAD | L | exposure changes to the tree changes around tree | A |
| IDENTITY | I | species profile age of wounds CODIT | G |
| DEFECT | D | soundwood decay - extent feature or fault | R |

Notes

Summary

Risk

Highest Risk

Acceptable

Risk Reduction

Load reduction over house

Tree Management

Mulch around base of tree

Review Year

2024

Date Assessed

2024-02-20 11:45

Acceptable

Species

Height (m)

Stem Ø (cm)

Crown Ø (m)

Tuart

13

1.5

19

Eucalyptus gomphocephala

47 Panorama Drive, Preston Beach

Risk Inputs

Structure

Parked

Services

Train | Tram

Property

Tree

Stem

Branch

Deadwood

3
Moderate

www.petestreeworx.com